

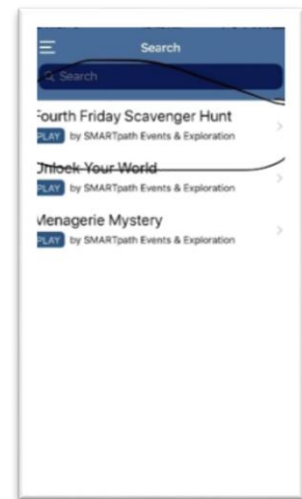


## Fourth Friday Scavenger Hunt App Instructions

1. Download **SMARTpath Events and Exploration** App from the Apple or Google Play Store.
2. Create an account or login if you have one already. You will need to provide a team name to participate. Feel free to use your name or any username you'd like for game identification. You will also be prompted for a photo. Your team name will show up in the Leaderboard menu and be seen by other scavenger hunt participants. More than one person can participate on a team, and each team will get 1 submission in the grand prize drawing. To increase your chances of winning, we recommend one person per team.

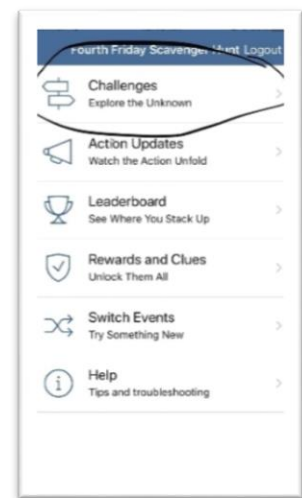


3. Select or Search for the **Fourth Friday Scavenger Hunt** game on the first page that will look something like this. There may be other games listed on the search page, there may not be. You are looking for the **Fourth Friday Scavenger Hunt** option for the 2018 Fourth Friday game.

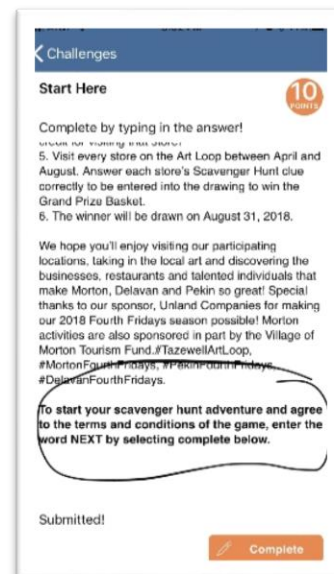


4. Tap on the **FOURTH FRIDAY SCAVENGER HUNT** listing and choose to **JOIN** the game.

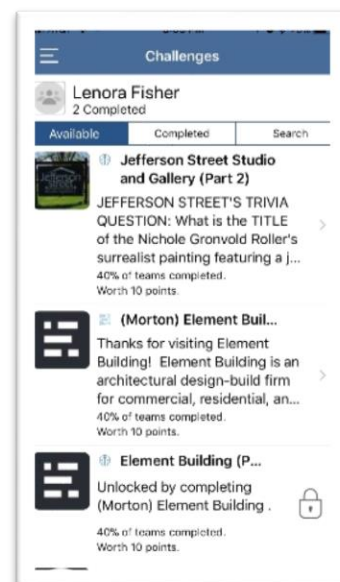
5. Select **CHALLENGES** from the Scavenger Hunt shown here. This is where the participating locations and scavenger hunt clues will be listed.



6. **Start here.** Once you've entered the Fourth Fridays Challenge page, you'll see a list of participating Scavenger Hunt challenges. The first challenge listed will be the "Start Here" challenge. Select this challenge to read through the game details. You will need to scroll to the bottom to read ALL the instructions and find the clue and answer written in bold for completing this first challenge. (Complete the challenge by typing the word "Next" in the answer field.) This challenge will unlock all the other challenges on the list.

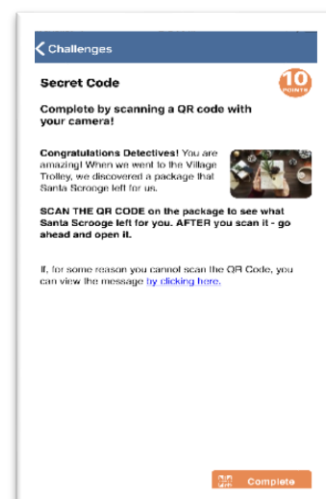


7. Once you've completed the instructions challenge, you can access the other Scavenger Hunt clues. Each participating location will have 2 challenge listings, both identified by their business logo. The first listing will give you information on the store and a QR code challenge for unlocking that location's scavenger hunt clue. The second listing, marked "Part 2," will provide the clue for that listing. You will not be able to unlock the 2nd listing without first scanning the QR code on the first.




8. **Steps to answer the trivia question for each location will be:**

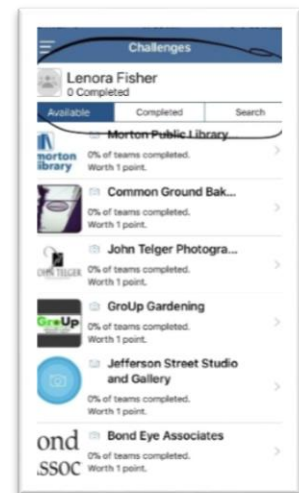
- Visit a participating location (locations have been grouped by town in the app. You may also use the walking maps for each town to organize your hunt).
- When you arrive at a location, use the first challenge for that business to scan the QR code and unlock the 2nd challenge associated with that business. The QR codes won't be hidden, but you might have to search the location to find where it's been posted.
- Next, you will select the 2nd listing for that business (Part 2) and answer that business's challenge.
- Use the COMPLETE button to answer the Trivia Question found on the bottom right corner of the Challenge for each store (A sample button is shown on the bottom right here.)



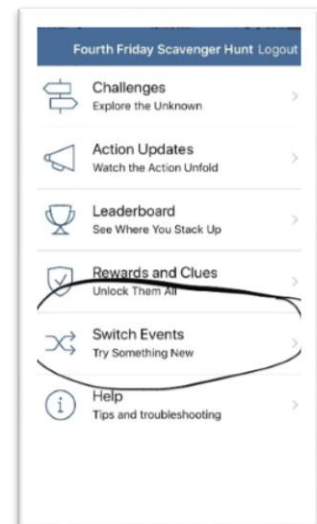
- e. Submit your answer. When you answer the question correctly, you will complete that challenge and earn points toward your goal of visiting every Fourth Friday stop and answering every question. If you answer the challenge incorrectly, you will be able to submit another answer but will receive fewer points for the answer. You will only complete the challenge when the correct answer is submitted.
- f. When a location is visited and a question answered correctly, it will show up in the completed challenge section.



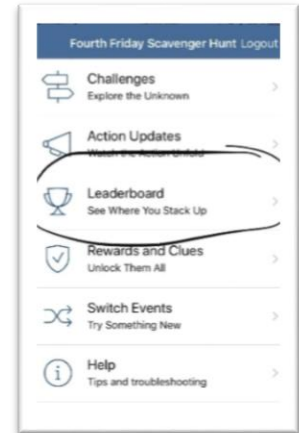
- 9. When you complete a scavenger hunt item at a store, it will move over to the **Completed** tab on your Challenge Board. It will only show on the **Available** Challenge list (highlighted in blue to the right) if you have not yet completed the trivia question for that location. The menu for the Challenge page is circled here.



- 10. If you don't see Fourth Friday related information in the app, make sure that the Fourth Friday Scavenger Hunt is listed in white in the top blue bar at the top of your screen. If you don't see it there, choose to **SWITCH EVENTS** and select **FOURTH FRIDAY SCAVENGER HUNT** again.



11. Use the **LEADERBOARD** menu item to track your progress with other participants!



12. When you've gone to all the participating locations and submitted the right answers to the trivia items at each location, you will need to complete the challenge asking you to share your contact information so that we can notify you if you've won the Scavenger Hunt. Your contact information will be kept confidential and will not be shared with anyone else.
13. The winner of the Scavenger Hunt Gift Basket will be notified on Friday, August 31, 2018.
14. If you have trouble with the Scavenger Hunt App, please use the **HELP** section found in the App menu and/or contact SMARTpath at [info@smartpathed.com](mailto:info@smartpathed.com). Their e-mail is not monitored 24/7, but they will respond as soon as they are able. There will be information guides at the starting point in each community that can help too. Starting Points will be I Dunn That in Pekin, Ebenezer Art Studio in Delavan, and Jefferson Street Studio and Gallery in Morton. Their addresses are listed on their challenge listings in the app.

Thanks for participating in the Fourth Friday Scavenger Hunt! We hope you have a lot of fun and wish you luck on the drawing!

